



74-335^{Q&As}

Network Readiness and Assessment for Lync

Pass Microsoft 74-335 Exam with 100% Guarantee

Free Download Real Questions & Answers **PDF** and **VCE** file from:

<https://www.lead4pass.com/74-335.html>

100% Passing Guarantee
100% Money Back Assurance

Following Questions and Answers are all new published by Microsoft
Official Exam Center


- ⚙ **Instant Download** After Purchase
- ⚙ **100% Money Back** Guarantee
- ⚙ **365 Days** Free Update
- ⚙ **800,000+** Satisfied Customers





QUESTION 1

You analyze Lync traffic modeling for a customer's network. The network includes a main office, a data center, and five branch offices. Lync servers are consolidated in the data center. The main office and the data center are connected to a Multiprotocol Label Switching (MPLS) network. The branch offices are connected to the main office with virtual private network (VPN) links. The model uses all Lync modalities for all users. The network topology diagram is shown in the exhibit. (Click the Exhibit button.)



The model indicates that the main office exceeds the bandwidth available for Lync over the MPLS link by 10 percent. The utilization of VPN links available for Lync traffic is at almost 100 percent.

You need to recommend a change to optimize Lync traffic through the main office MPLS link.

What should you recommend?

- A. Move the Lync pool to the main office.
- B. Move the Lync pool to a branch office.
- C. Deploy a Survivable Branch Appliance (SBA) at all branches.
- D. Deploy a Survivable Branch Appliance (SBA) at the main office.

Correct Answer: A

QUESTION 2

You perform a network readiness assessment for Lync deployment for a customer's organization. The customer's organization includes five sites that are connected by site-to-site virtual private network (VPN) links. Each site includes 20 to

100 client computers.

You want to prepare a Lync traffic simulation.

You need to select the network traffic characteristics to collect.

Which three network traffic characteristics should you select? (Each correct answer presents part of the solution. Choose three.)

- A. TCP/IP port statistics
- B. average packet loss
- C. one-way network delay
- D. minimum jitter
- E. average jitter
- F. peer-to-peer (P2P) available bandwidth

Correct Answer: BCE

Your simulation testing should use five baseline network characteristics that will quantify your network's performance under the anticipated traffic volume that your users will generate by using Lync Server.

A simulation tool must be able to generate traffic (real RTP/RTCP traffic), collect, and then graph the variation in the five baseline network characteristics for each call:

One-way network delay (C)

Average jitter (E)

Maximum jitter

Average packet loss (B)

Burst packet loss (peak consecutive packets lost)

Ref: <http://technet.microsoft.com/en-us/library/gg615012.aspx>

Network Planning, Monitoring, and Troubleshooting with Lync Server

QUESTION 3

You need to configure the Lync 2013 Bandwidth Calculator to provide a visual alert when the volume of Lync traffic at Contoso exceeds the maximum allowed threshold. What should you do?

- A. For the Contoso office in Vancouver, update the value for WAN link BW allocated for RTC traffic to 5 Mbps.
- B. In the global definitions, update the value of the Flag in Red parameter to 50%.



C. For the Contoso office in Seattle, update the value for WAN link BW allocated for RTC traffic to 5 Mbps.

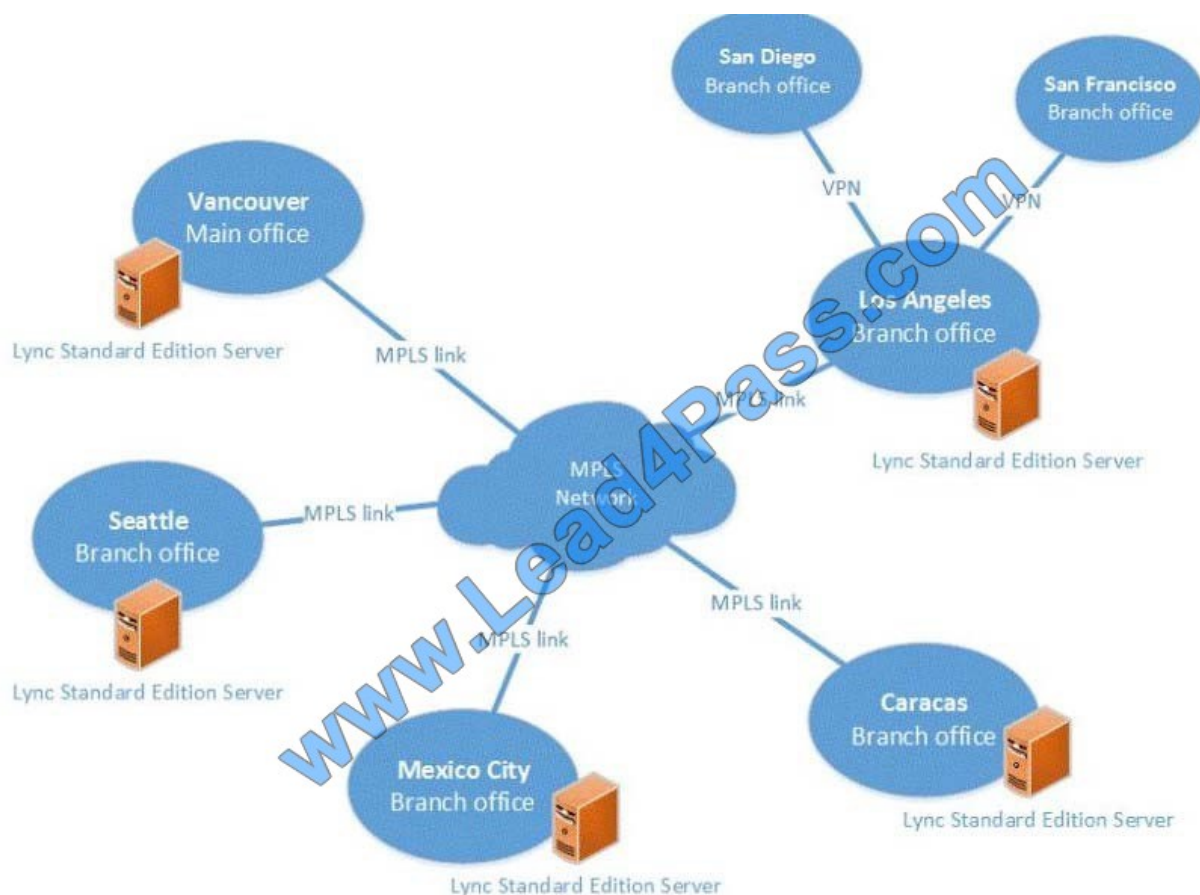
D. In the global definitions, update the value of the Flag in Red parameter to 25%.

Correct Answer: D

/ Volume of Lync traffic does not exceed 25 percent of the WAN bandwidth

QUESTION 4

You prepare a Lync traffic model for a customer's network by using the Lync Bandwidth Calculator. A high-level network topology is shown in the exhibit. (Click the Exhibit button.)



You need to define sites on the Sites worksheet of the Bandwidth Calculator.

Which table should you use for each office? (To answer, drag the appropriate office or offices to the correct table or tables in the answer area. Each office may be used once, more than once, or not at all. You may need to drag the split bar between panes or scroll to view content.)

Select and Place:



Office	Table	
	Central Sites	Branch Sites
Caracas		
Mexico City		
Los Angeles		
San Diego		
Seattle		
Vancouver		
San Francisco		

Correct Answer:

Office	Table	
	Central Sites	Branch Sites
	Caracas	San Diego
	Los Angeles	San Francisco
	Vancouver	
	Mexico City	
	Seattle	

QUESTION 5

You need to recommend a solution to meet the planned changes for remote users.



Which two actions should you recommend? (Each correct answer presents part of the solution. Choose two.)

- A. Configure internal Domain Name System (DNS) to point to the external IPv4 address for Lync Edge Services.
- B. Configure Direct Access on CHI-Edge1.
- C. Configure Direct Access to send Domain Name System (DNS) queries for the access, webconf, av, _sip._tls, and meeting URLs and all other Lync services to external DNS.
- D. Limit service to selected IP addresses in the Topology Builder.

Correct Answer: BC

DirectAccess, Its Microsoft new Remote connectivity solution where users on the Internet get Intranet connectivity to their corporate network without installing any client or initiating any software like old traditional VPN.

Microsoft DirectAccess is purely based on IPV6 and Lync 2013 is fully supporting IPV6 and Lync 2013 clients using DirectAccess should work without any problem. If any one encountered problems making Lync calls or connecting to Lync on a DirectAccess Computer then you need to ensure that IPV6 is enabled on the Lync 2013 Server as per the below image.



This can be achieved as follows:

Open the Lync 2013 Topology Builder from an old file or download the topology 1.

Edit the properties of the Lync server and in the General Properties ensure that IPV6 2. is enabled.

These settings need to be published from the Action Menu - Topology - Publish 3.

Now you can enjoy Lync 2013 over DirectAccess Connection.

* From scenario:

The company wants to allow only authorized employees to connect remotely. All remote users will use a secure method when remotely connecting to the network and the Lync environment.

[Latest 74-335 Dumps](#)

[74-335 Practice Test](#)

[74-335 Study Guide](#)



To Read the [Whole Q&As](#), please purchase the [Complete Version](#) from [Our website](#).

Try our product !

100% Guaranteed Success

100% Money Back Guarantee

365 Days Free Update

Instant Download After Purchase

24x7 Customer Support

Average 99.9% Success Rate

More than 800,000 Satisfied Customers Worldwide

Multi-Platform capabilities - Windows, Mac, Android, iPhone, iPod, iPad, Kindle

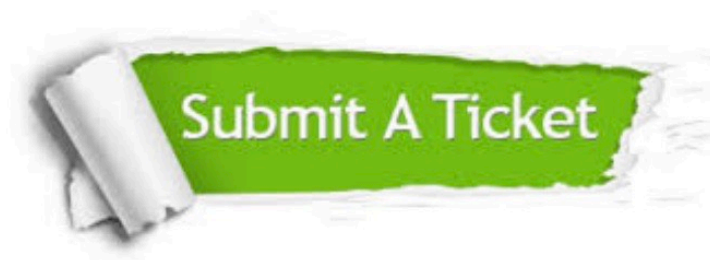
We provide exam PDF and VCE of Cisco, Microsoft, IBM, CompTIA, Oracle and other IT Certifications.
You can view Vendor list of All Certification Exams offered:

<https://www.lead4pass.com/allproducts>

Need Help

Please provide as much detail as possible so we can best assist you.

To update a previously submitted ticket:



 One Year Free Update Free update is available within One Year after your purchase. After One Year, you will get 50% discounts for updating. And we are proud to boast a 24/7 efficient Customer Support system via Email.	 Money Back Guarantee To ensure that you are spending on quality products, we provide 100% money back guarantee for 30 days from the date of purchase.	 Security & Privacy We respect customer privacy. We use McAfee's security service to provide you with utmost security for your personal information & peace of mind.
---	---	--

Any charges made through this site will appear as Global Simulators Limited.

All trademarks are the property of their respective owners.

Copyright © lead4pass, All Rights Reserved.