



74-335^{Q&As}

Network Readiness and Assessment for Lync

Pass Microsoft 74-335 Exam with 100% Guarantee

Free Download Real Questions & Answers **PDF** and **VCE** file from:

<https://www.lead4pass.com/74-335.html>

100% Passing Guarantee
100% Money Back Assurance

Following Questions and Answers are all new published by Microsoft
Official Exam Center

- ⚙ **Instant Download** After Purchase
- ⚙ **100% Money Back** Guarantee
- ⚙ **365 Days** Free Update
- ⚙ **800,000+** Satisfied Customers

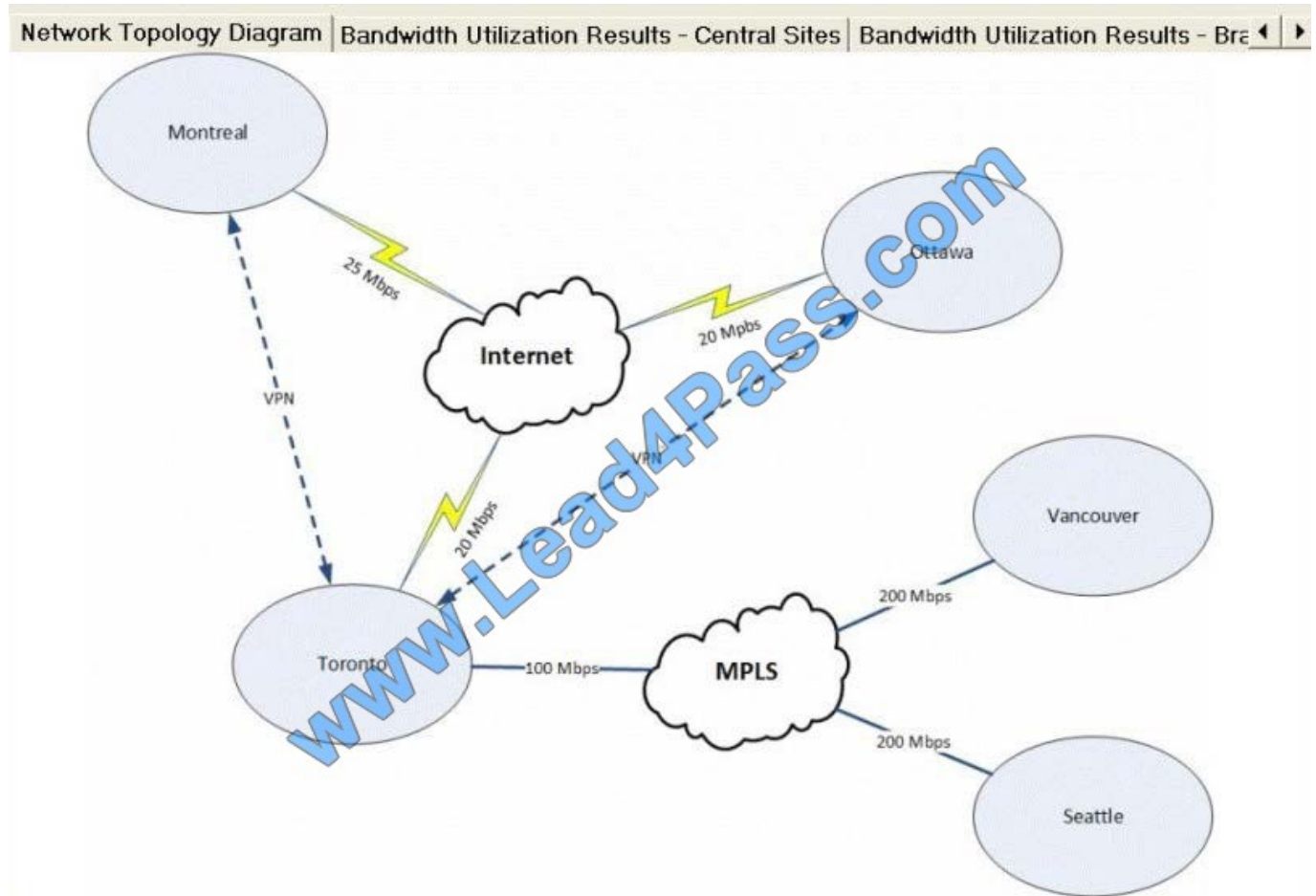




QUESTION 1

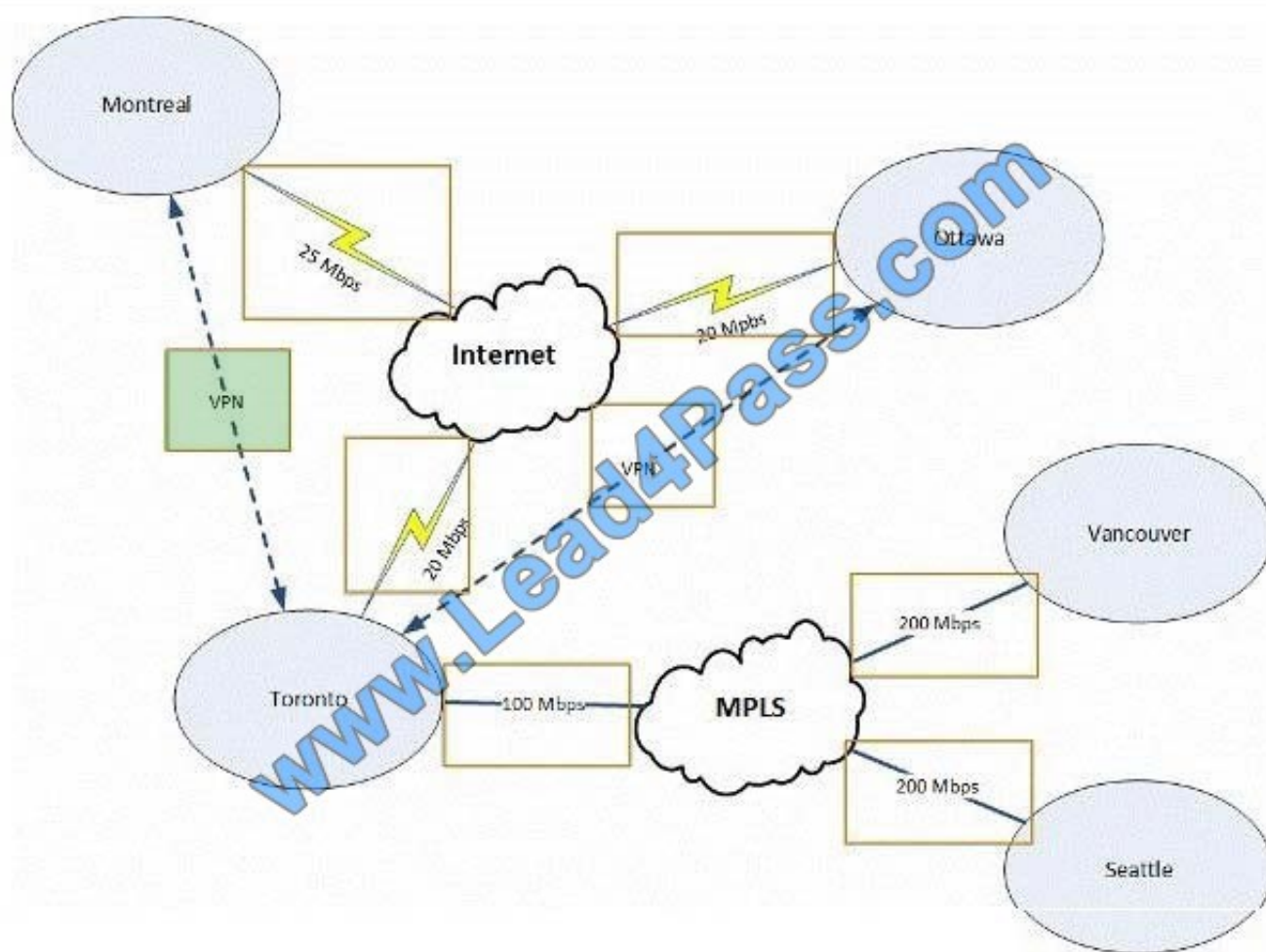
You are evaluating Lync traffic modeling results for your customer.

The customer's network topology is shown in the Network Topology exhibit. (Click the Exhibit button.)



Bandwidth utilization results for the sites are shown in the exhibits as follows:

Correct Answer:



Speed Sensing Mismatch (Full/Auto)

Network adapter speed and duplex mismatch is another issue that can cause packet loss and jitter on a network segment. It can seem counterintuitive that the Auto setting on a network adapter driver or switch port does not work against another interface set to Full. Both interfaces must be set to the same setting in order for packets to flow reliably. In many cases, network performance degradation caused by mismatched settings go unnoticed until real-time media is carried over this link.

Network Planning, Monitoring, and Troubleshooting with Lync Server

QUESTION 2

Your customer's network includes four offices and a data center that are connected by a Multiprotocol Label Switching (MPLS) network.

Your customer has performed a network readiness assessment. The readiness report includes the following sections:

Existing network topology

Historical wide area network (WAN) links



bandwidth utilization Bandwidth estimations

- o Video bitrates per client window sizes
- o Desktop sharing bitrates
- o Bitrates per codec

Users and locations

You are asked to review the readiness report.

You need to identify which sections are missing from the readiness report and should be included.

Which two sections should you include? (Each correct answer presents part of the solution. Choose two.)

- A. Discovery
- B. Recommendations
- C. Traffic simulation
- D. Modeling

Correct Answer: BD

A network assessment can be split into four distinct phases and each phase depends on information collected from the previous phase. The four phases in order are:

1.

Discovery: Understand all aspects of the network infrastructure.

2.

Modeling: Include both 'usage modeling' and 'traffic modeling' where proposed bandwidth usage is models based on existing usage data and using knowledge of the new systems data requirements to estimate usage requirements of the new system.

3.

Traffic simulation: Use a traffic simulator to apply application specific traffic to the production network. This phase also includes monitor the network segments to understand what impact the simulated traffic will have on the network.

4.

Recommendations: Analyze data, and produce a report with recommendations. An Introduction to Network Assessment Concepts: Microsoft Unified Communications

QUESTION 3

You prepare Co deliver a network assessment for a customer. The customer has four sites as described in the following table:



Characteristic	Site Name			
	New Delhi	Hong Kong	Seattle	New York
Total users	250	500	2000	2000
WAN link speed (Mbps)	2	20	200	300
BW allocated to RTC Traffic	0.2	2	10	39
Peak users signed in	160	320	1280	1280
Total WAN BW	1864.2	3728.4	14253.6	14253.6
Total WAN BW no video	1424.2	2848.4	11393.6	11393.6
% of WAN link	93.21%	18.64%	7.13%	4.75%
% of WAN link no video	71.21%	14.24%	5.70%	3.80%
% of WAN BW for RTC traffic	932.10%	186.42%	142.54%	47.51%
% of WAN BW for RTC traffic no video	712.10%	142.42%	113.94%	37.98%



The results of the traffic simulation between New Delhi and New York are shown in the following table:

Traffic simulated	New Delhi to New York: 25 calls
Average MOS	4.29
Average Delay	90.70 ms
Average Jitter	40.97 ms
Maximum Jitter	290 ms
Average Packet Loss	0.80%
Maximum Consecutive Datagram Loss	14
General Comments	



You need to analyze the data and provide the General Comments for the traffic simulation results. What should you recommend?

- A. The network performance is less than acceptable. Average Jitter is outside of recommended levels. Users may complain.
- B. The network performance is less than acceptable. Average delay is outside of scope.
- C. The network performance is acceptable. Packet loss is within acceptable ranges.
- D. The network performance is acceptable. Maximum consecutive datagram loss is within acceptable ranges. Users may complain.

Correct Answer: A

<http://technet.microsoft.com/en-us/library/dn194460.aspx>

QUESTION 4

You need to recommend a solution to meet the planned changes for remote users.

Which two actions should you recommend? (Each correct answer presents part of the solution. Choose two.)

- A. Configure internal Domain Name System (DNS) to point to the external IPv4 address for Lync Edge Services.
- B. Configure Direct Access on CHI-Edge1.
- C. Configure Direct Access to send Domain Name System (DNS) queries for the access, webconf, av, _sip._tls, and meeting URLs and all other Lync services to external DNS.
- D. Limit service to selected IP addresses in the Topology Builder.

Correct Answer: BC

DirectAccess, Its Microsoft new Remote connectivity solution where users on the Internet get Intranet connectivity to their corporate network without installing any client or initiating any software like old traditional VPN.

Microsoft DirectAccess is purely based on IPV6 and Lync 2013 is fully supporting IPV6 and Lync 2013 clients using DirectAccess should work without any problem. If any one encountered problems making Lync calls or connecting to Lync on a DirectAccess Computer then you need to ensure that IPV6 is enabled on the Lync 2013 Server as per the below image.



This can be achieved as follows:

Open the Lync 2013 Topology Builder from an old file or download the topology 1.

Edit the properties of the Lync server and in the General Properties ensure that IPV6 2. is enabled.

These settings need to be published from the Action Menu - Topology - Publish 3.

Now you can enjoy Lync 2013 over DirectAccess Connection.

* From scenario:

The company wants to allow only authorized employees to connect remotely. All remote users will use a secure method when remotely connecting to the network and the Lync environment.

QUESTION 5

You perform a network readiness assessment for Lync deployment. The network includes a main office and 40 branch offices. The main office and 30 of the branch offices are located in North America and use a dedicated 20-megabits per second (Mbps) Multiprotocol Label Switching (MPLS) link.



The remaining 10 branch offices are located in India and are connected to the main office by a virtual private network (VPN) site-to-site link. Each branch office includes 100 clients and two multipurpose servers.

Employees from the branch offices will use the Lync client for peer-to-peer audio communications with employees at the main office.

You need to identify the number of offices required to test Lync readiness.

What is the minimum number of offices you should include?

- A. 2
- B. 3
- C. 40
- D. 41

Correct Answer: B

In practice, this end-to-end approach can be expensive to implement and difficult to maintain. This is why organizations often implement traffic prioritization at the WAN entry point of each location. An Introduction to Network Assessment Concepts: Microsoft Unified Communications

[Latest 74-335 Dumps](#)

[74-335 PDF Dumps](#)

[74-335 Practice Test](#)



To Read the [Whole Q&As](#), please purchase the [Complete Version](#) from [Our website](#).

Try our product !

100% Guaranteed Success

100% Money Back Guarantee

365 Days Free Update

Instant Download After Purchase

24x7 Customer Support

Average 99.9% Success Rate

More than 800,000 Satisfied Customers Worldwide

Multi-Platform capabilities - [Windows](#), [Mac](#), [Android](#), [iPhone](#), [iPod](#), [iPad](#), [Kindle](#)

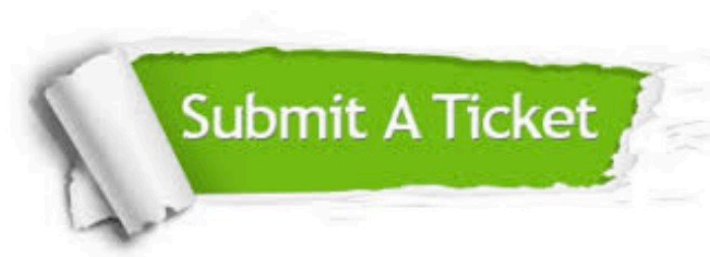
We provide exam PDF and VCE of Cisco, Microsoft, IBM, CompTIA, Oracle and other IT Certifications.
You can view Vendor list of All Certification Exams offered:

<https://www.lead4pass.com/allproducts>

Need Help

Please provide as much detail as possible so we can best assist you.

To update a previously submitted ticket:



 One Year Free Update <p>Free update is available within One Year after your purchase. After One Year, you will get 50% discounts for updating. And we are proud to boast a 24/7 efficient Customer Support system via Email.</p>	 Money Back Guarantee <p>To ensure that you are spending on quality products, we provide 100% money back guarantee for 30 days from the date of purchase.</p>	 Security & Privacy <p>We respect customer privacy. We use McAfee's security service to provide you with utmost security for your personal information & peace of mind.</p>
---	---	--

Any charges made through this site will appear as Global Simulators Limited.

All trademarks are the property of their respective owners.

Copyright © lead4pass, All Rights Reserved.