

## HPE0-S60<sup>Q&As</sup>

Delta - HPE Compute Solutions

**Pass HP HPE0-S60 Exam with 100% Guarantee**

Free Download Real Questions & Answers **PDF** and **VCE** file from:

<https://www.leads4pass.com/hpe0-s60.html>

100% Passing Guarantee  
100% Money Back Assurance

Following Questions and Answers are all new published by HP Official Exam Center

-  **Instant Download** After Purchase
-  **100% Money Back** Guarantee
-  **365 Days** Free Update
-  **800,000+** Satisfied Customers

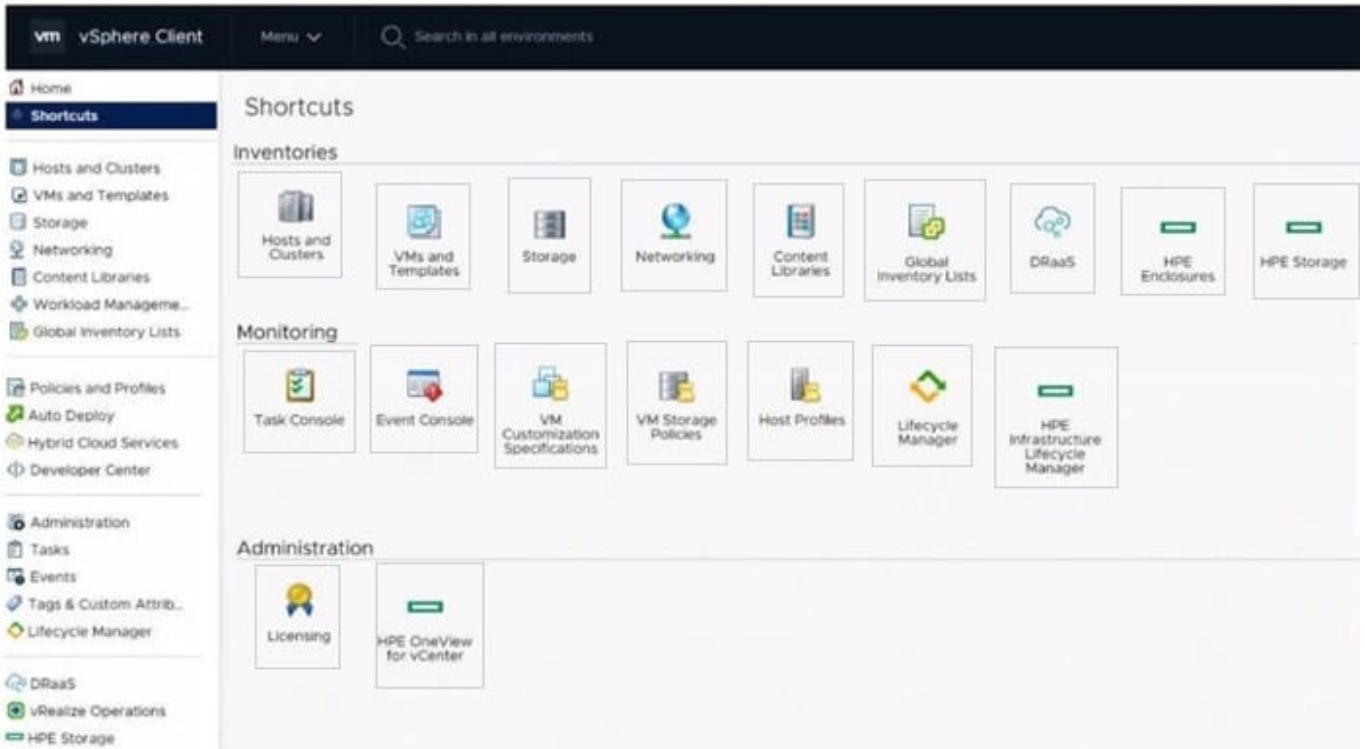


## QUESTION 1

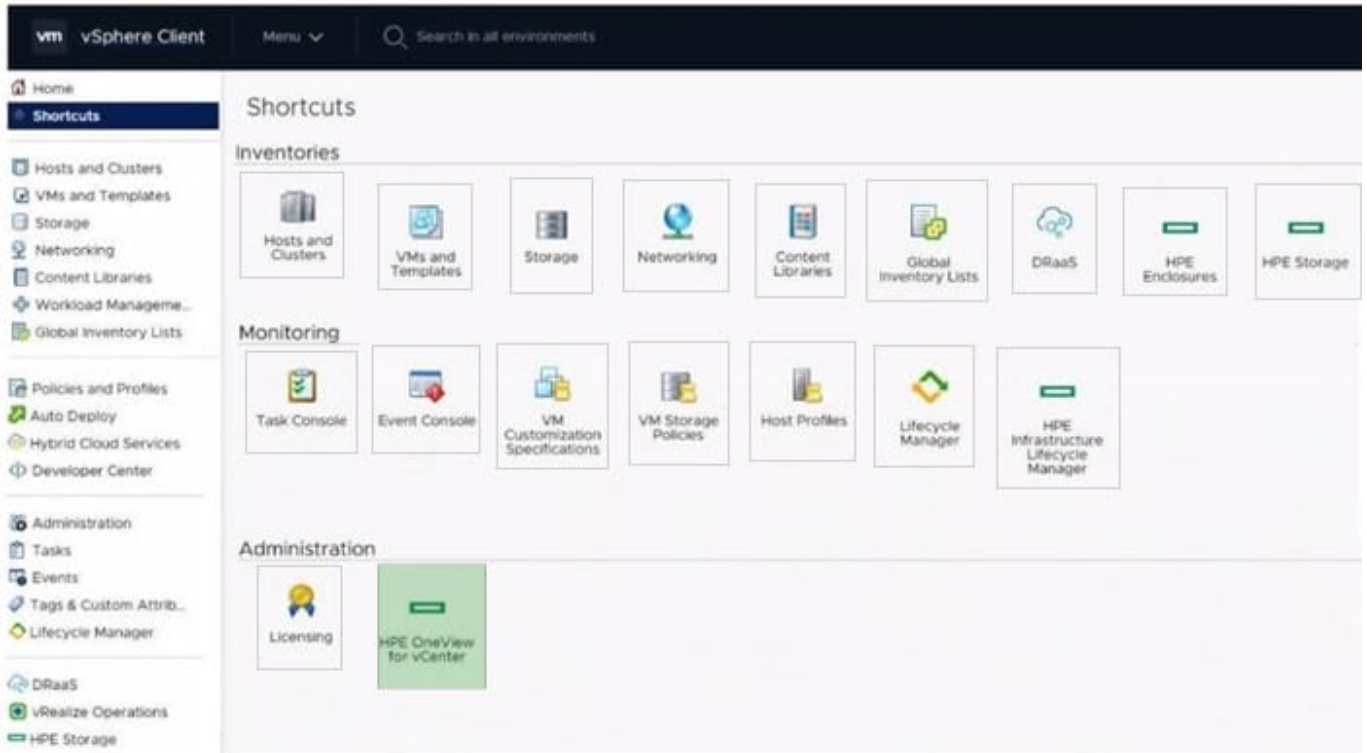
### HOTSPOT

Click the option that will allow you to change the ESXI image used In an OS Deployment Plan.

Hot Area:



Correct Answer:



## QUESTION 2

### HOTSPOT

Click the area within the iLO management interface that will allow you to access workload Advisor.

Hot Area:

**iLO 5**  
2.44 Apr 30 2021

**Information - iLO Overview**

Overview | Security Dashboard | Session List | iLO Event Log | Integrated Management Log

Security Log | Active Health System Log | Diagnostics

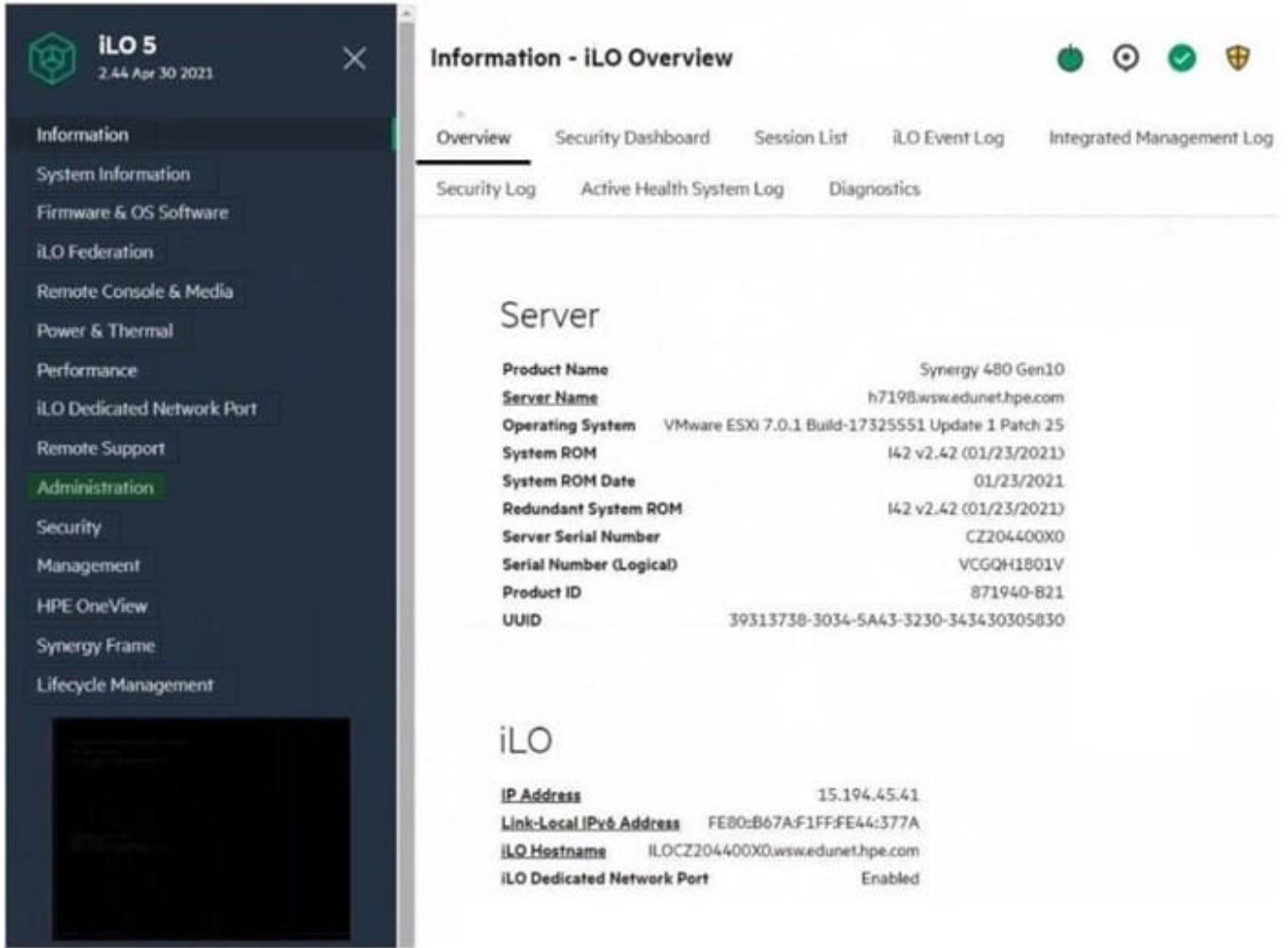
### Server

Product Name	Synergy 480 Gen10
Server Name	h7198.wsw.edunet.hpe.com
Operating System	VMware ESXi 7.0.1 Build-17325551 Update 1 Patch 25
System ROM	I42 v2.42 (01/23/2021)
System ROM Date	01/23/2021
Redundant System ROM	I42 v2.42 (01/23/2021)
Server Serial Number	CZ204400X0
Serial Number (Logical)	VCGQH1801V
Product ID	871940-B21
UUID	39313738-3034-5A43-3230-343430305030

### iLO

IP Address	15.194.45.41
Link-Local IPv6 Address	FE80:B67AF1FF:FE44:377A
iLO Hostname	ILOCZ204400X0.wsw.edunet.hpe.com
iLO Dedicated Network Port	Enabled

Correct Answer:



**QUESTION 3**

**HOTSPOT**

Your customer is implementing an HPE Synergy solution based on three frames.

Click each of the ports that can be used to connect satellite modules.

Hot Area:



Correct Answer:



**QUESTION 4**

DRAG DROP

After HPE Superdome Flex deployment and nPar setup, you need to verify health status of HPE Superdome Flex components.

Put the steps on the left into the coned order on the right to perform this task.

Select and Place:

Enter show health command.	1
Confirm health status.	2
Open SSH client.	3
Open session to RMC.	4

Correct Answer:

	1 Open SSH client.
	2 Open session to RMC.
	3 Enter show health command.
	4 Confirm health status.

**QUESTION 5**

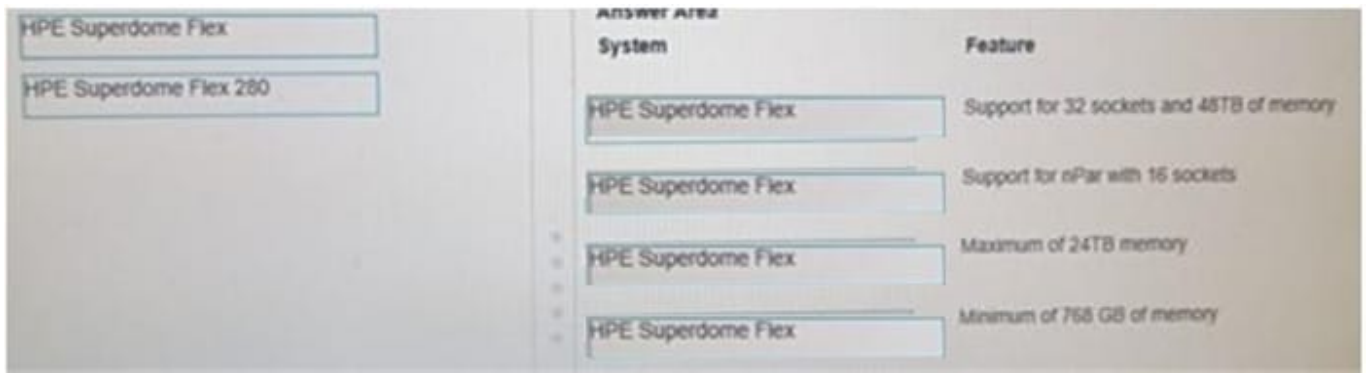
DRAG DROP

Match HPE Superdome Flex system with its specific feature.

Select and Place:



Correct Answer:



[Latest HPE0-S60 Dumps](#)

[HPE0-S60 PDF Dumps](#)

[HPE0-S60 Practice Test](#)