

# OMNISTUDIO-DEVELOPER<sup>Q&As</sup>

Salesforce Certified OmniStudio Developer

## Pass Salesforce OMNISTUDIO-DEVELOPER Exam with 100% Guarantee

Free Download Real Questions & Answers **PDF** and **VCE** file from:

<https://www.leads4pass.com/omnistudio-developer.html>

100% Passing Guarantee  
100% Money Back Assurance

Following Questions and Answers are all new published by Salesforce  
Official Exam Center

- ⚙️ **Instant Download** After Purchase
- ⚙️ **100% Money Back** Guarantee
- ⚙️ **365 Days** Free Update
- ⚙️ **800,000+** Satisfied Customers



## QUESTION 1

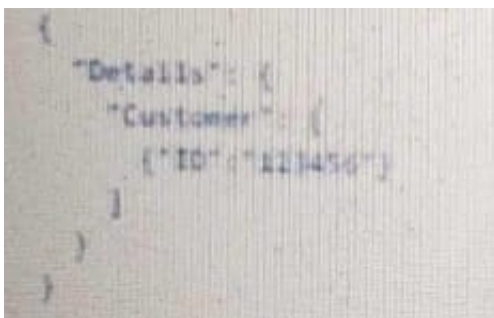
A developer is creating an OmniScript that Provisions trial orgs to their customers. The following text block in the OmniScript uses a merge code to display the ID for the new trial org:

Welcome to Salesforce

Your ID is %Details: Customer10:ID%

During testing, the developer notices that the ID does not display. The data JSON is structured as shown below.

How should the developer correct the merge code in order for the ID to display?



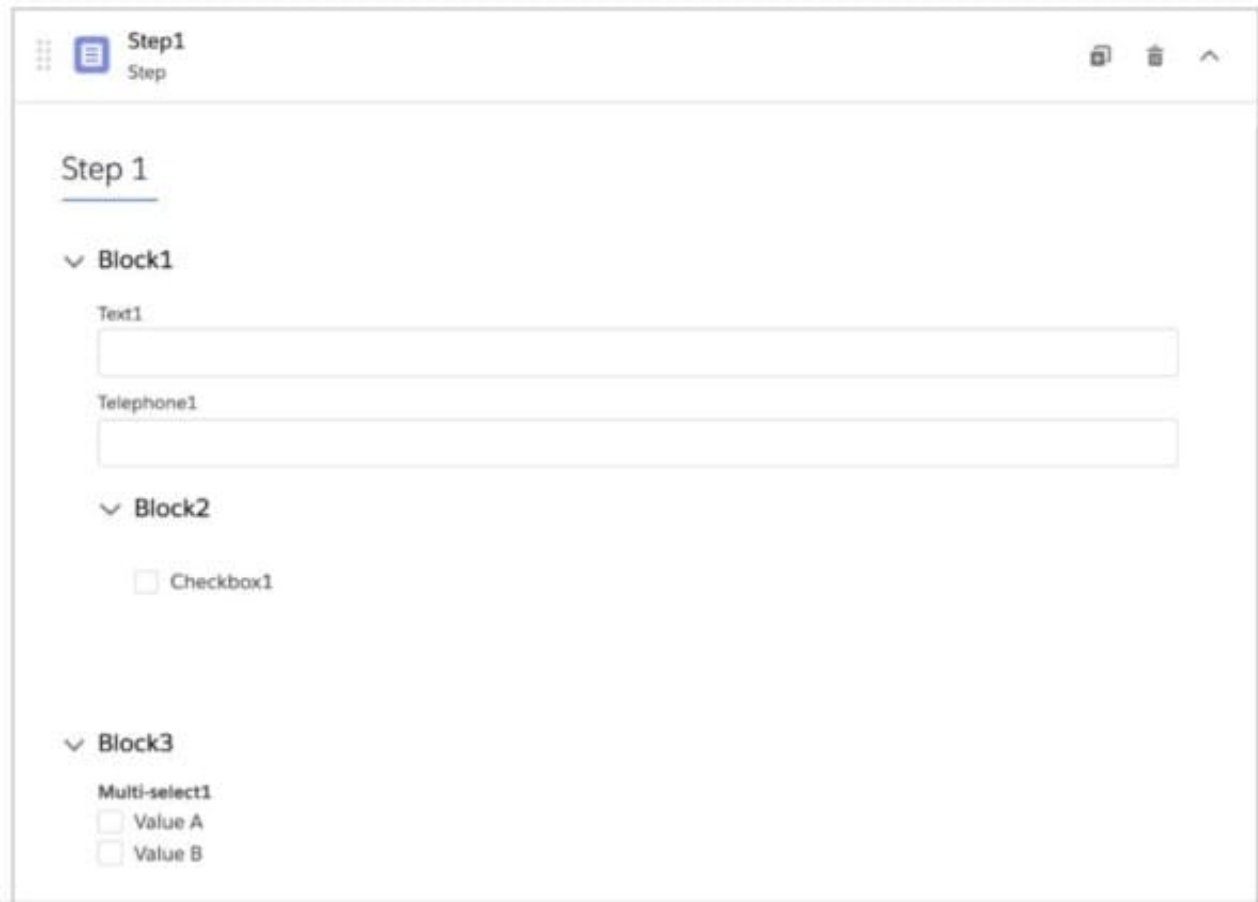
- A. To %%Details:Customer|0:ID%%
- B. To %%Details:Customer|n:ID%
- C. To %%Details:Customer|1:ID%
- D. To \$Details:Customer|0:ID\$

Correct Answer: C

---

## QUESTION 2

Refer to the exhibit.



What JSON code correct represent the step in the OmniScript Structure panel shown? A)

```

{
  "BLOCK1": {
    "Text1": "Text "
  },
  "Block2": {
    "Telephone1": "1234567890 ",
    "Checkbox1": false,
    "Block3": {
      "Multi - select1": "Value A;Value B "
    }
  }
}

```

B)

```
"Step1": {  
  "Block1": {  
    "Text1": "Text",  
    "Block2": {  
      "Telephone1": "1234567890",  
      "Checkbox1": false  
    }  
  },  
  "Block3": {  
    "Multi-select1": "Value A;Value B"  
  }  
}
```

C)

```
"Step1": {  
  "Block1": {  
    "Text1": "Text",  
    "Telephone1": "1234567890",  
    "Block2": {  
      "Checkbox1": false  
    }  
  },  
  "Block3": {  
    "Multi-select1": "Value A;Value B"  
  }  
}
```

D)

```
"Step1": {  
  "Block1": {  
    "Text1": "Text",  
    "Telephone1": "1234567890"  
  },  
  "Block3": {  
    "Multi-select1": "Value A;Value B"  
  }  
}
```

A. Option A

B. Option B

C. Option C

D. Option D

Correct Answer: C

---

### QUESTION 3

In an Integration Procedure, a developer needs to perform a multi-step calculation on every element of an array.

Based on best practices, what two methods are recommended?

Choose 2 answers

- A. Use a List Action to merge the array elements together.
- B. Use a Calculation Action to call a Calculation Procedure.
- C. Use a Set Values Element inside a Loop Block.
- D. Use a Matrix Action to call a Calculation Matrix.

Correct Answer: BD

---

### QUESTION 4

When launching an OmniScript from an action on a FlexCard, the OmniScript displays, but no Salesforce data is populated Which two errors could cause this behavior? Choose 2 answers

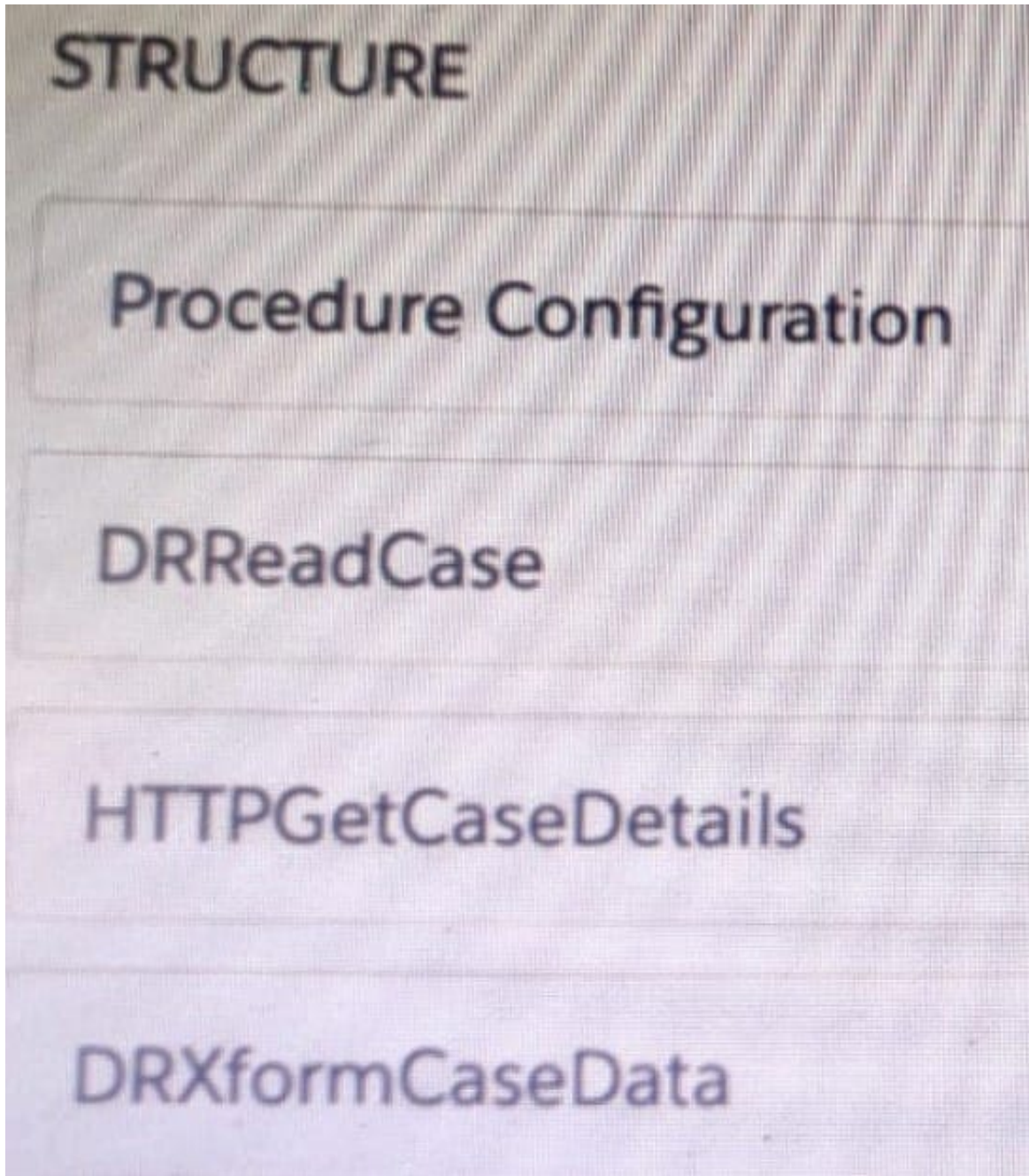
- A. The Id Field for Actions in the FlexCard is blank.
- B. There is no active version of the Data Raptor Extract.
- C. There is no active version of the OmniScript
- D. In the DataRaptor Extract Action, the Input Parameters Filter Value is misspelled.

Correct Answer: AD

---

### QUESTION 5

Refer to the exhibit below. What is the merge code needed for this integration procedure structure to pass a CaseNumber node from the DRReadCase DataRaptor Extract Action to the HTTP Action's HTTP URL?



- A. %DRReadCase: CaseNumber%
- B. ((DRRCASE, CaseNumber))
- C. MTTOPDetCaseDetail: CaseNumber%
- D. ((CaseNumber))

Correct Answer: A

[OMNISTUDIO-DEVELOPER PDF Dumps](#)

[OMNISTUDIO-DEVELOPER VCE Dumps](#)

[OMNISTUDIO-DEVELOPER Exam](#)

[Questions](#)