

HPE0-S60^{Q&As}

Delta - HPE Compute Solutions

Pass HP HPE0-S60 Exam with 100% Guarantee

Free Download Real Questions & Answers **PDF** and **VCE** file from:

<https://www.leads4pass.com/hpe0-s60.html>

100% Passing Guarantee
100% Money Back Assurance

Following Questions and Answers are all new published by HP Official Exam Center

-  **Instant Download** After Purchase
-  **100% Money Back** Guarantee
-  **365 Days** Free Update
-  **800,000+** Satisfied Customers

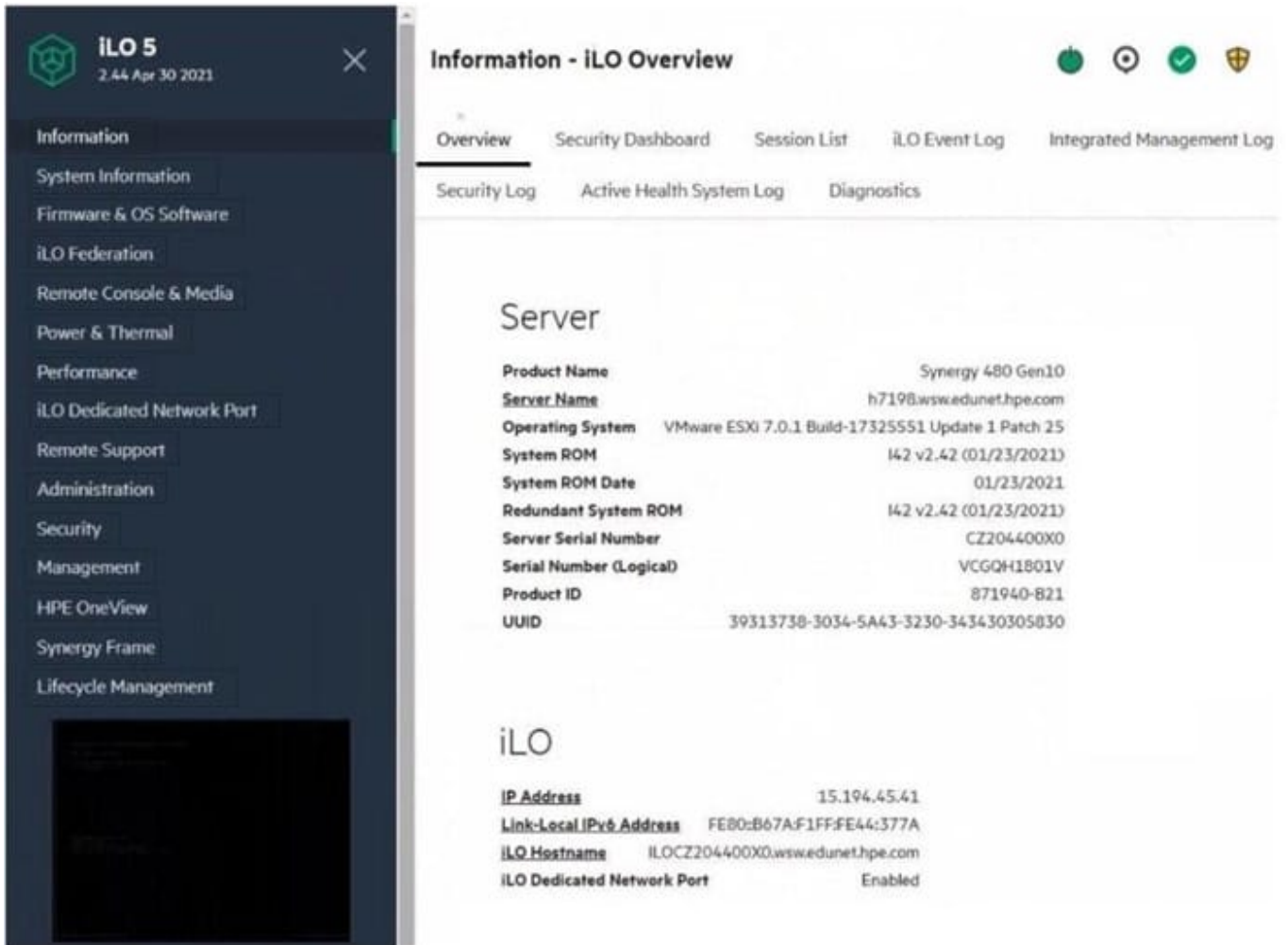


QUESTION 1

HOTSPOT

Click the area within the iLO management interface that will allow you to access workload Advisor.

Hot Area:



Correct Answer:

The screenshot shows the iLO 5 web interface. On the left is a navigation menu with categories like Information, System Information, Firmware & OS Software, iLO Federation, Remote Console & Media, Power & Thermal, Performance, iLO Dedicated Network Port, Remote Support, Administration (highlighted), Security, Management, HPE OneView, Synergy Frame, and Lifecycle Management. The main content area is titled 'Information - iLO Overview' and contains several tabs: Overview, Security Dashboard, Session List, iLO Event Log, Integrated Management Log, Security Log, Active Health System Log, and Diagnostics. The 'Server' section lists the following details:

Product Name	Synergy 480 Gen10
Server Name	h7198.wsw.edunet.hpe.com
Operating System	VMware ESXi 7.0.1 Build-17325551 Update 1 Patch 25
System ROM	I42 v2.42 (01/23/2021)
System ROM Date	01/23/2021
Redundant System ROM	I42 v2.42 (01/23/2021)
Server Serial Number	CZ204400X0
Serial Number (Logical)	VCGQH1801V
Product ID	871940-B21
UUID	39313738-3034-5A43-3230-343430305030

The 'iLO' section lists the following details:

IP Address	15.194.45.41
Link-Local IPv6 Address	FE80:B67AF1FF:FE44:377A
iLO Hostname	ILOCZ204400X0.wsw.edunet.hpe.com
iLO Dedicated Network Port	Enabled

QUESTION 2

HOTSPOT

Your customer is implementing an HPE Synergy solution based on three frames.

Click each of the ports that can be used to connect satellite modules.

Hot Area:



Correct Answer:



QUESTION 3

DRAG DROP

Match HPE SimpliVity term with the definition.

Select and Place:

Term		Definition
Arbiter	<input type="text"/>	Non-hyperconverged servers that can exist in an HPE SimpliVity environment and provide additional compute capacity while consuming the storage provided by the hyperconverged nodes.
Compute node	<input type="text"/>	Provides centralized management and events end-point for vCenter.
Management Virtual Controller	<input type="text"/>	Integrates with VMware Distributed Resources Scheduler to ensure optimal placement of the VM compute resources.
Intelligent Workload Optimizer	<input type="text"/>	Facilitates communication between nodes and resolves state conflicts to ensure service continuity.

Correct Answer:

Term		Definition
<input type="text"/>	Arbiter	Non-hyperconverged servers that can exist in an HPE SimpliVity environment and provide additional compute capacity while consuming the storage provided by the hyperconverged nodes.
<input type="text"/>	Compute node	Provides centralized management and events end-point for vCenter.
<input type="text"/>	Management Virtual Controller	Integrates with VMware Distributed Resources Scheduler to ensure optimal placement of the VM compute resources.
<input type="text"/>	Intelligent Workload Optimizer	Facilitates communication between nodes and resolves state conflicts to ensure service continuity.

QUESTION 4

DRAG DROP

Match each HPE Synergy logical component with the definition.

Select and Place:

Component		Definition
Enclosure group		Acts as a recipe for creating a group that represents the available networks, uplink sets, and interconnect settings for a set of physical interconnects in a set of enclosures.
Logical enclosure		A single administrative entity that consists of the configuration for a set of interconnects in a single enclosure or a frame link topology.
Logical interconnect		A logical resource that defines a consistent configuration for an enclosure or a set of enclosures making up a logical enclosure.
Logical interconnect group		Contains the configuration intended for a set of physical enclosures.

Correct Answer:

Component		Definition
	Logical interconnect group	Acts as a recipe for creating a group that represents the available networks, uplink sets, and interconnect settings for a set of physical interconnects in a set of enclosures.
	Logical interconnect	A single administrative entity that consists of the configuration for a set of interconnects in a single enclosure or a frame link topology.
	Enclosure group	A logical resource that defines a consistent configuration for an enclosure or a set of enclosures making up a logical enclosure.
	Logical enclosure	Contains the configuration intended for a set of physical enclosures.


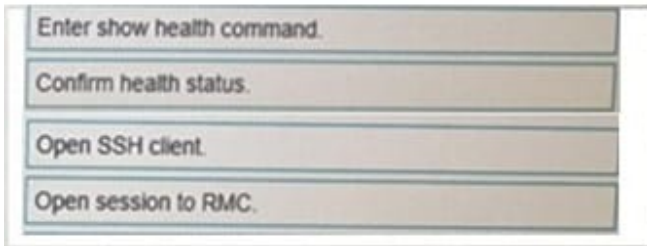
QUESTION 5

DRAG DROP

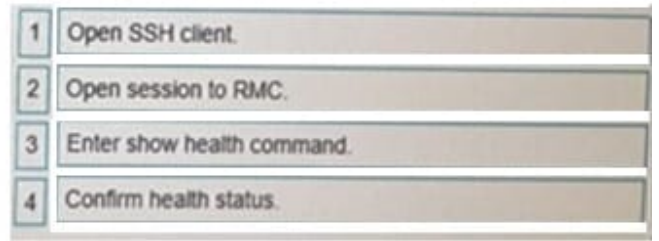
After HPE Superdome Flex deployment and nPar setup, you need to verify health status of HPE Superdome Flex components.

Put the steps on the left into the coned order on the right to perform this task.

Select and Place:



Correct Answer:

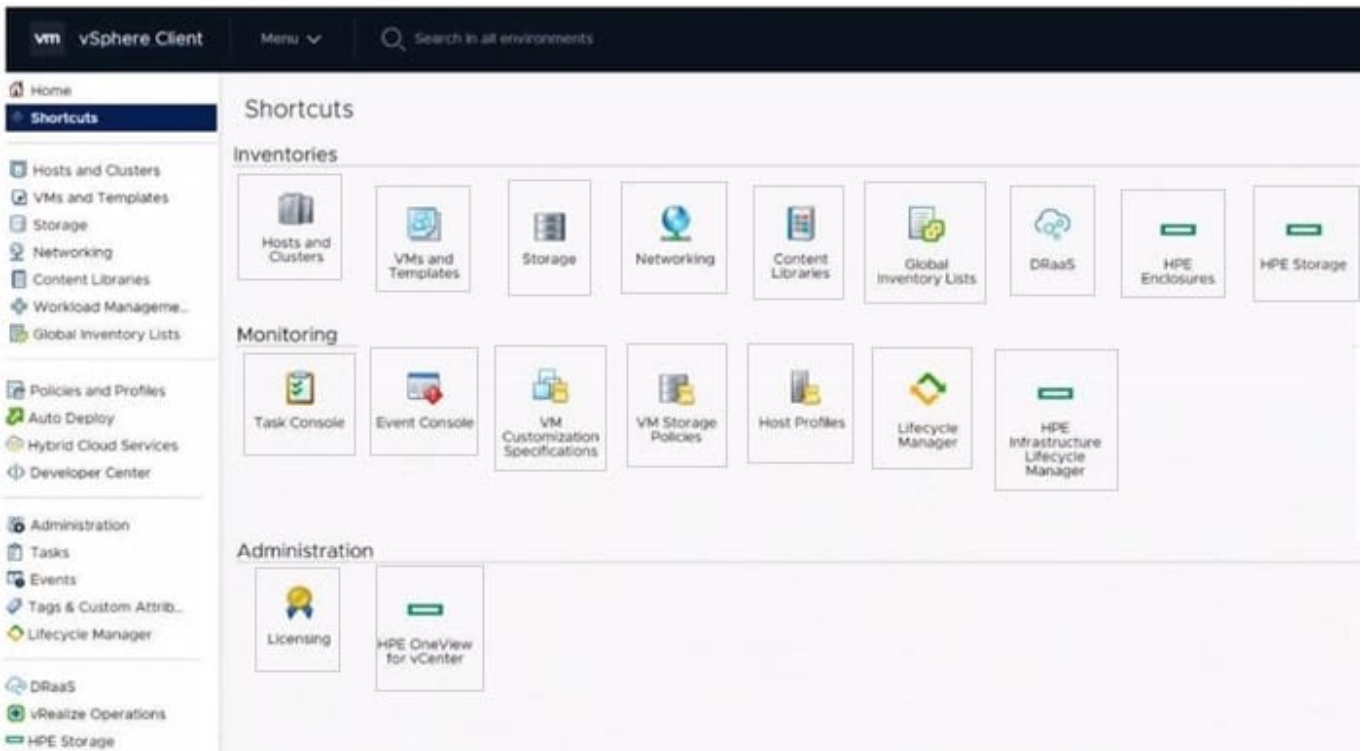


QUESTION 6

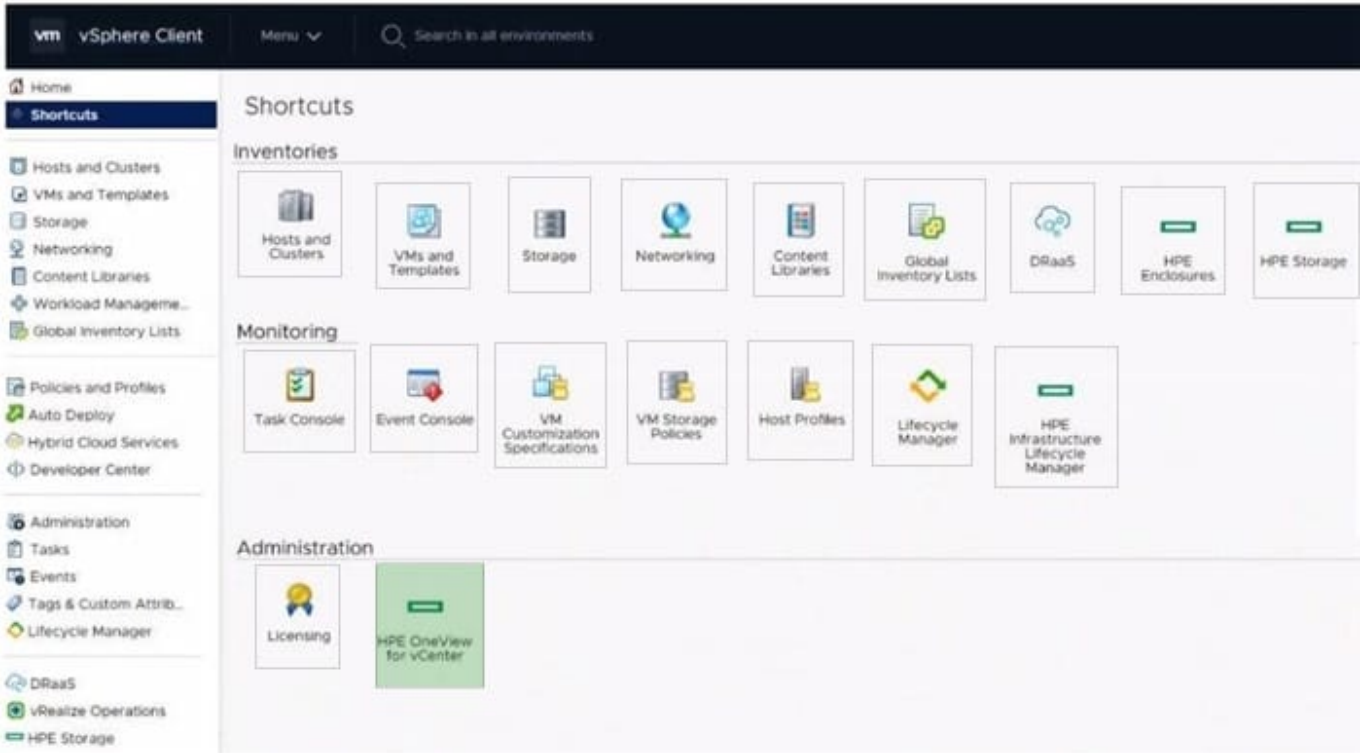
HOTSPOT

Click the option that will allow you to change the ESXI image used In an OS Deployment Plan.

Hot Area:



Correct Answer:



QUESTION 7

DRAG DROP

Your customer plans to use HPE OneView for VMware vCenter Server to deploy ESXi systems. They created a server profile template that they want to use in HPE OneView.

Put the steps required to configure HPE OneView for VMware vCenter Server on the left into their correct order on the right.

Select and Place:

Steps	Answer Area
Add HPE OneView credentials to the vCenter Server and create OS Deployment Plan.	
Add vCenter Server to HPE OneView for VMware vCenter Server.	
Deploy new ESXi systems using vCenter Server interface.	
Upload HPE-friendly ESXi image.	



Correct Answer:

Steps



Answer Area

Add vCenter Server to HPE OneView for VMware vCenter Server.

Add HPE OneView credentials to the vCenter Server and create OS Deployment Plan.

Upload HPE-friendly ESXi image.

Deploy new ESXi systems using vCenter Server interface.



QUESTION 8

DRAG DROP

You need to setup HPE Synergy frames after hardware components are discovered within HPE OneView.

Put the steps to achieve this goal into the coned order in the answer area on the right.

Select and Place:

Steps

Create a logical enclosure.



Create a logical interconnect group with uplink sets.

Create an enclosure group.

Create server profile templates and server profiles.

Define all required networks.

Answer Area



Correct Answer:

Steps

Answer Area





Create a logical interconnect group with uplink sets.

Create a logical enclosure.

Create an enclosure group.

Create server profile templates and server profiles.

Define all required networks.



QUESTION 9

DRAG DROP

Put the steps of the HPE infosight flow in the correct order.

Select and Place:

The interface shows a list of steps on the left and an answer area on the right. The steps are: Observing, Learning, Recommending, Predicting, and Acting. The answer area has five numbered slots: 1, 2, 3, 4, and 5. Navigation arrows are present on the right side of the interface.

Correct Answer:

The correct answer shows the steps in the following order: 1 Observing, 2 Learning, 3 Predicting, 4 Recommending, and 5 Acting. The 'Steps' area on the left is empty, and the 'Answer Area' on the right contains the items in the correct sequence.

QUESTION 10

HOTSPOT

An HPE Synergy customer needs to prevent a timeout and loss of communication during an external switch firmware upgrade.

Click the parameter that the customer should configure within an uplink set to meet this requirement.

Hot Area:

Create Uplink Set ?

General

Name	<input type="text" value="Prod-US"/>
Consistency checking	<input type="text" value="Exact match"/>
Type	<input type="text" value="Ethernet"/>
Connection mode	Automatic
LACP timer	<input type="text" value="Short (1s)"/>
LACP load balancing	<input type="text" value="Source & Destination MAC Address"/>
LACP failover trigger	<input type="text" value="All active uplinks transition to offline"/>
LACP distribute uplink ports	<input checked="" type="checkbox"/>

Correct Answer:

Create Uplink Set ?

General

Name	<input type="text" value="Prod-US"/>
Consistency checking	<input type="text" value="Exact match"/>
Type	<input type="text" value="Ethernet"/>
Connection mode	Automatic
LACP timer	<input type="text" value="Short (1s)"/>
LACP load balancing	<input type="text" value="Source & Destination MAC Address"/>
LACP failover trigger	<input type="text" value="All active uplinks transition to offline"/>
LACP distribute uplink ports	<input checked="" type="checkbox"/>

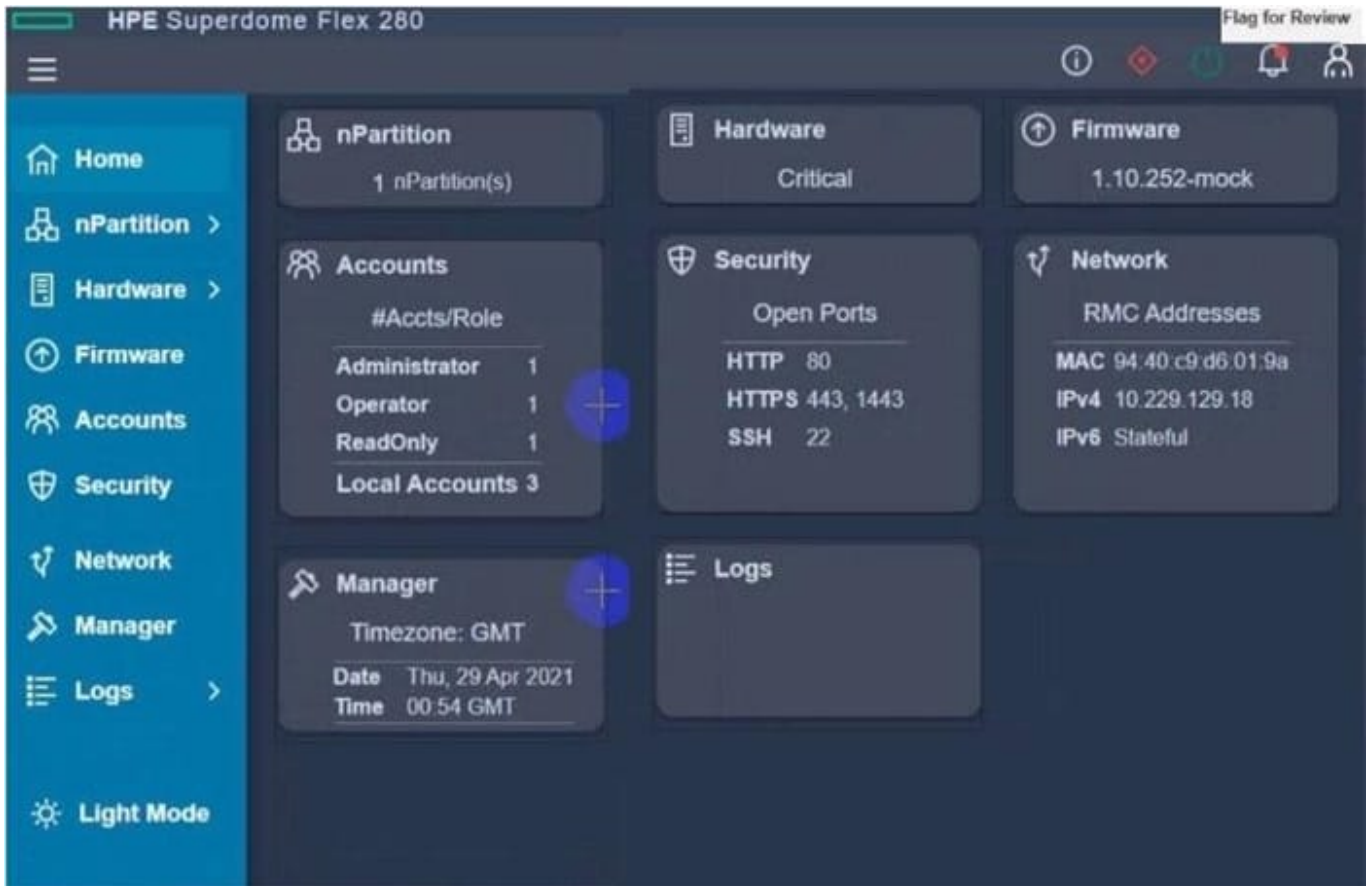
QUESTION 11

HOTSPOT

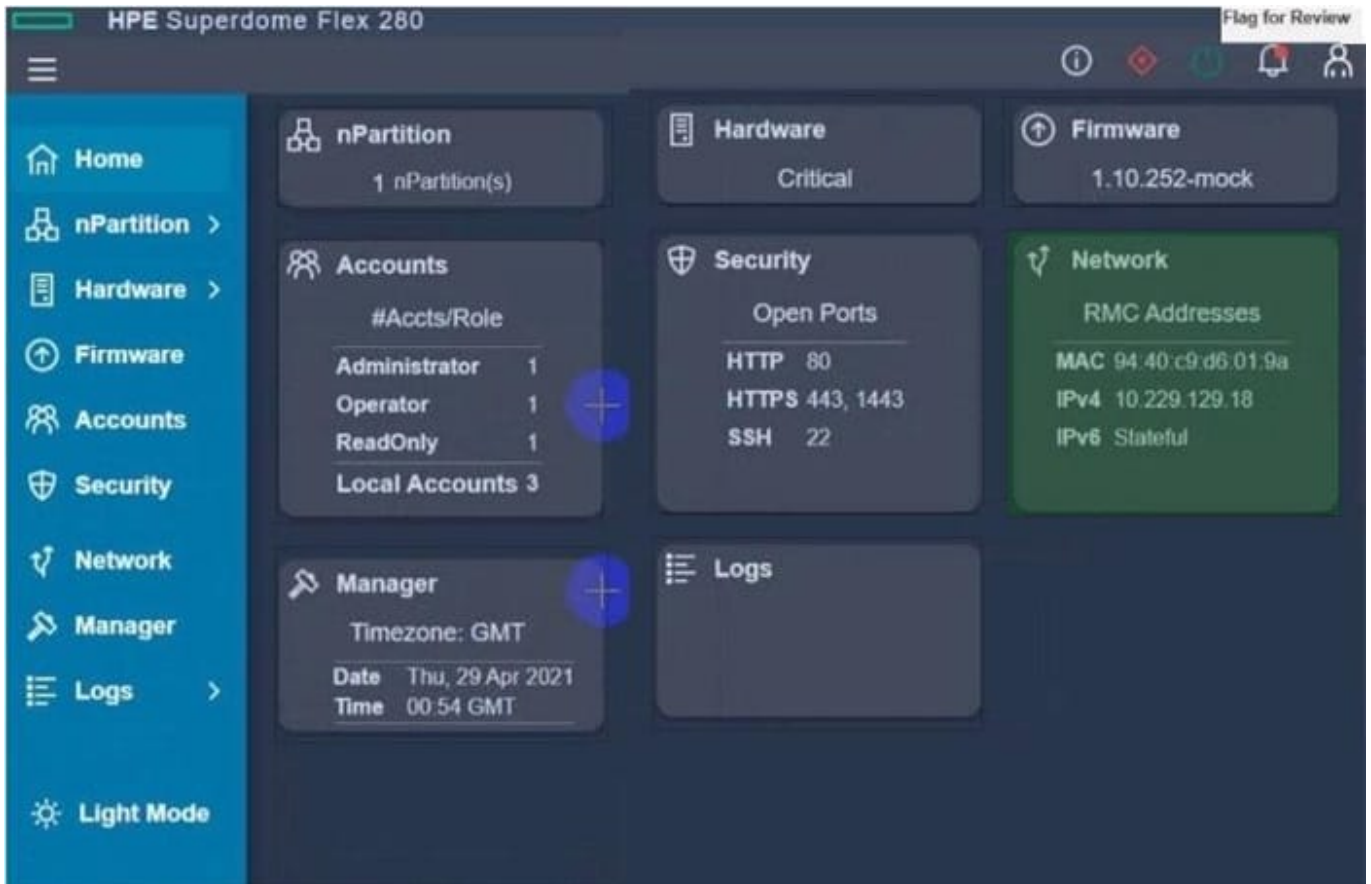
After deploying HPE Superdome Flex 280 you need to check Core Analysis Engine (CAE) Log.

Click the appropriate section in the HPE Superdome Flex 280 management interface that will allow you to complete this task.

Hot Area:



Correct Answer:



QUESTION 12

HOTSPOT

Click the drop-down menu that will allow you to define the location of the master modules within the logical interconnect group.

Hot Area:

Create Logical Interconnect Group

General ▾



General

Name

Logical Interconnect Group

Using the selectors below, describe the logical interconnect group to be created and then click "Select interconnects" to see the bay and interconnect choices.

Interconnect type

Enclosure count

Interconnect bay set

Redundancy

Downlink speed

Select interconnects



Correct Answer:

Create Logical Interconnect Group
General ▾
?

General

Name

Logical Interconnect Group

Using the selectors below, describe the logical interconnect group to be created and then click "Select interconnects" to see the bay and interconnect choices.

Interconnect type

Enclosure count

Interconnect bay set

Redundancy

Downlink speed

QUESTION 13

DRAG DROP

Match each HPE OneView network type with its definition.

Select and Place:

Network Type		Definition
Internal network		A network that contains multiple networks on a single uplink set that allows your customer to share uplinks with those networks.
Tagged network		A network in which any tagged packets are dropped and forwarding is done by a MAC address.
Tunnel network		A network with a dedicated set of uplink ports used to pass a group of VLANs without changing the VLAN tags.
Untagged network		A network that does not utilize any uplink ports and is used for communication between servers in the same frame.

Correct Answer:

Network Type		Definition
	Untagged network	A network that contains multiple networks on a single uplink set that allows your customer to share uplinks with those networks.
	Tagged network	A network in which any tagged packets are dropped and forwarding is done by a MAC address.
	Tunnel network	A network with a dedicated set of uplink ports used to pass a group of VLANs without changing the VLAN tags.
	Internal network	A network that does not utilize any uplink ports and is used for communication between servers in the same frame.

QUESTION 14

DRAG DROP

Match HPE SimpliVity team with the definition.

Select and Place:

Term		Definition
Arbiter		Non-hyperconverged servers that can exist in an HPE SimpliVity environment and provide additional compute capacity while consuming the storage provided by the hyperconverged nodes.
Compute node		Provides centralized management and events end-point for vCenter.
Intelligent Workload Optimizer		Integrates with VMware Distributed Resources Scheduler to ensure optimal placement of the VM compute resources.
Management Virtual Controller		Facilitates communication between nodes and resolves state conflicts to ensure service continuity.

Correct Answer:

Term

Definition

Arbiter	Non-hyperconverged servers that can exist in an HPE SimpliVity environment and provide additional compute capacity while consuming the storage provided by the hyperconverged nodes.
Compute node	Provides centralized management and events end-point for vCenter.
Management Virtual Controller	Integrates with VMware Distributed Resources Scheduler to ensure optimal placement of the VM compute resources.
Intelligent Workload Optimizer	Facilitates communication between nodes and resolves state conflicts to ensure service continuity.

QUESTION 15

DRAG DROP

Match HPE Superdome Flex system with its specific feature.

Select and Place:

The screenshot shows a drag-and-drop interface. On the left, there are two draggable boxes: "HPE Superdome Flex" and "HPE Superdome Flex 280". On the right, under the heading "ANSWER AREA", there is a table with two columns: "System" and "Feature". The "System" column has four empty input boxes. The "Feature" column lists the following features: "Support for 32 sockets and 48TB of memory", "Support for nPar with 16 sockets", "Maximum of 24TB memory", and "Minimum of 768 GB of memory".

Correct Answer:

The screenshot shows the correct answer for the drag-and-drop question. The "System" column in the "ANSWER AREA" table now contains four instances of "HPE Superdome Flex", each placed in one of the previously empty input boxes. The "Feature" column remains the same as in the previous screenshot.

[Latest HPE0-S60 Dumps](#)

[HPE0-S60 VCE Dumps](#)

[HPE0-S60 Practice Test](#)